

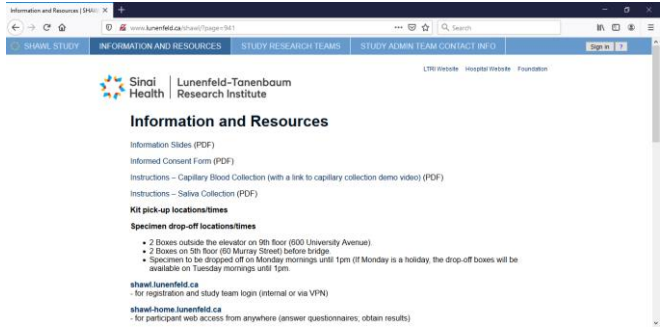

SHAWL-1 Study Instructions for the SHAWL Data Platform

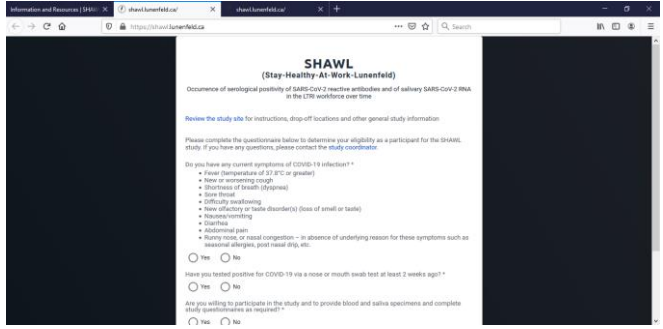
Browser Information

- Please use **Chrome, Edge or Firefox** browsers to access the SHAWL web based platform.

General Information

- Questions with an asterisk* require a response.
- LTRI IT is monitoring the spam catcher for incorrectly filtered SHAWL emails. Please allow at least 30 minutes for your registration confirmation email and/or the email with your signed consent form to arrive and check your spam folder.

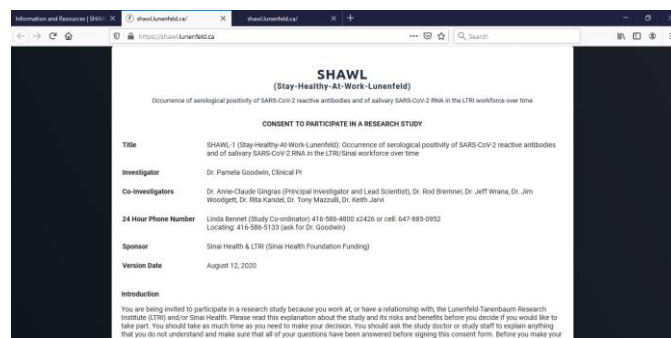
<p>LTRI SHAWL Study Information Pages</p>	<p>http://www.lunenfeld.ca/shawl/</p> 
<p>1. SHAWL Eligibility, Consent & Registration</p>	<p>https://shawl.lunenfeld.ca/ (LTRI internal or Pulse-Secure VPN access only)</p> 
<p>2. SHAWL Participants – log your specimens, answer questionnaires and check your test results</p>	<p>https://shawl-home.lunenfeld.ca/ (participant web access from anywhere (answer questionnaires; obtain results))</p>

<p>Getting Started - Eligibility, Consent & Registration</p>	
<p>Review the Study Information Pages</p>	<p>http://www.lunenfeld.ca/shawl/</p>
<p>Go to https://shawl.lunenfeld.ca/</p> <p>(LTRI internal or Pulse-Secure VPN access only)</p> <p>Eligibility</p> <ul style="list-style-type: none"> Answer the questions on this page and click continue 	

SHAWL-1 Study Instructions for the SHAWL Data Platform

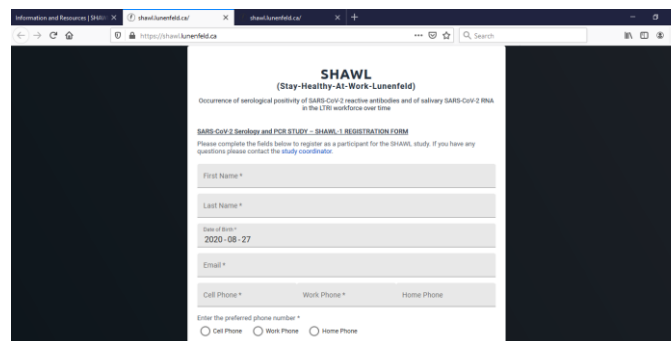
Consent

- Review the consent form
- If you wish to continue, answer the three questions at the bottom of the page
- Enter your e-signature in the box where indicated (if you do not have a touch screen, hold down the left button on your mouse to sign)
- Click continue



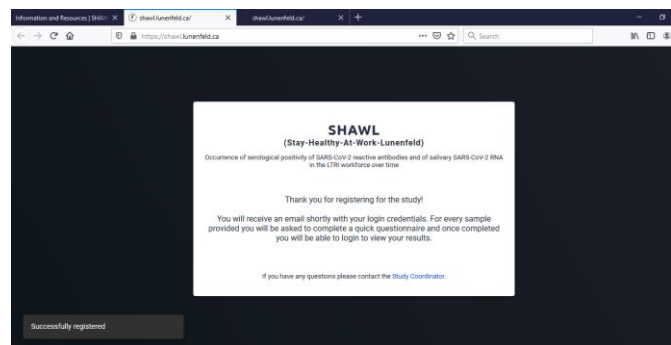
SHAWL-1 REGISTRATION FORM and (further down the same page) the SHAWL-1 BASELINE FORM

- Once you have answered all of the questions, click register



Once you register – you will see this screen and receive two emails as noted below.

Please allow at least 30 minutes for your registration confirmation email and/or the email with your signed consent form to arrive and check your spam folder.

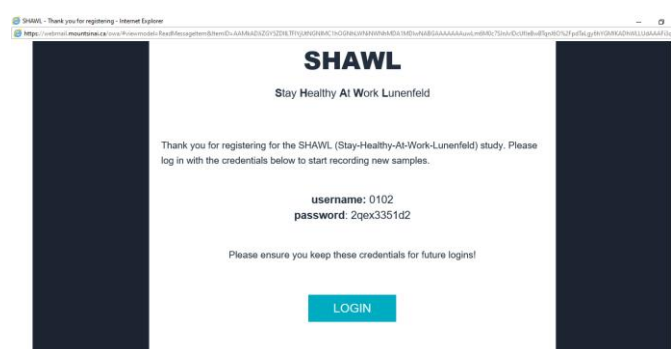


Email #1 SHAWL - Thank you for registering

Please note this email has your study participant/subject ID (username) and your password. Please print this off or keep it in a safe place as you will need it to login to <https://shawl-home.lunenfeld.ca>.

Your specimen labels will have the same study participant/subject ID number on them.

The slides in this document have been populated with dummy data.

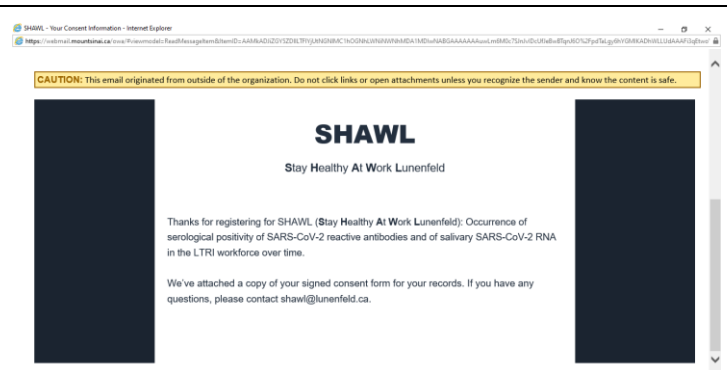


SHAWL-1 Study

Instructions for the SHAWL Data Platform

Email #2 SHAWL - Your Consent Information

This email will have your consent form attached to it as a pdf. Please print this off or save it in a place where you can easily access it, should you wish to review it during the study.

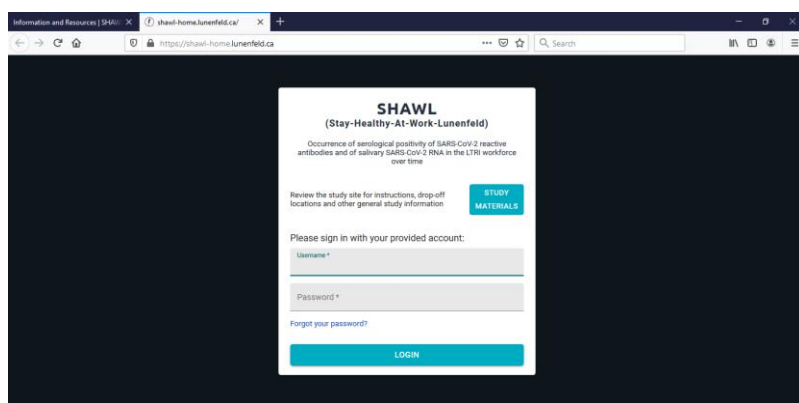


Log Your Specimens, Answer Questionnaires & Obtain Your Test Results

SHAWL Participants – log your specimens, answer questionnaires and check your test results

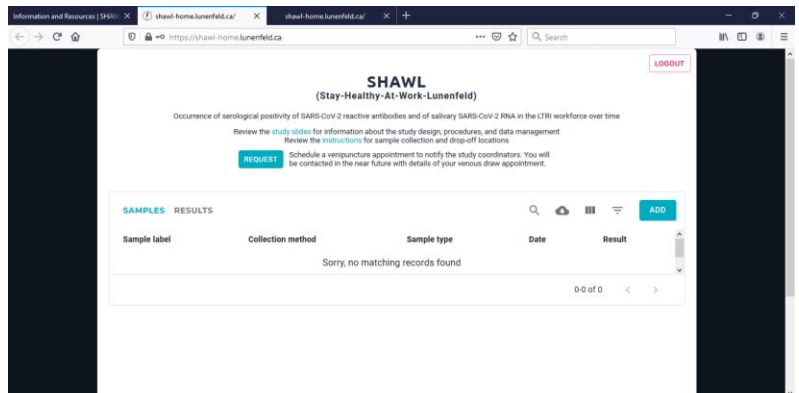
Please see your registration email for your username and password.

<https://shawl-home.lunenfeld.ca/>



Enter your username and password and click [login](#).

You should find yourself at this screen.



SHAWL-1 Study

Instructions for the SHAWL Data Platform

Log Your Specimens, Answer Questionnaires & Obtain Your Test Results

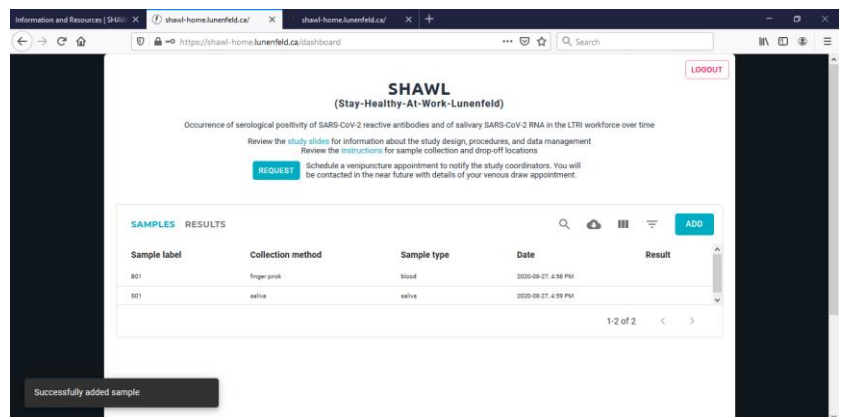
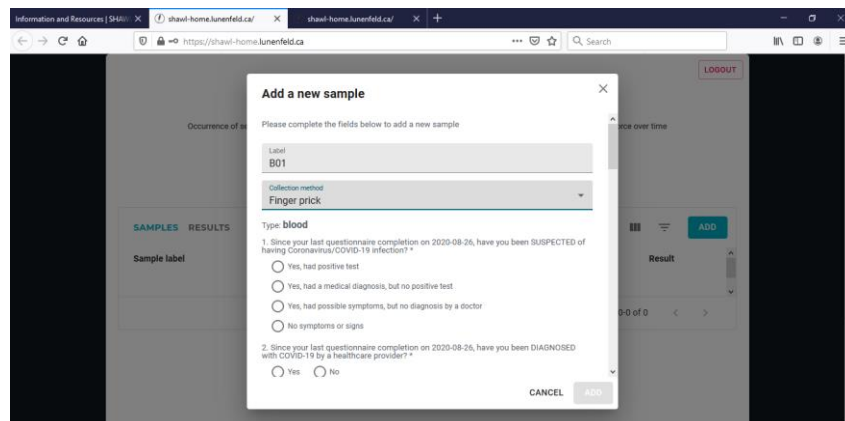
On your specimen drop-off day, please record the specimen(s) that you dropped off. Click **ADD**

- In the box titled **label** - enter the “specimen label” for the specimen that you dropped off (e.g. B01 for your first blood sample and S01 for your first saliva sample)
- In the box titled “**Collection method**” – pick the matching specimen type (saliva, finger prick or venous draw) from the drop-down menu.

Once you click finger prick or venous draw – a questionnaire will automatically appear. Complete the questionnaire and once completed, click **ADD**.

Blood Specimens - B followed by the specimen number. B01 to B04. Please start with sample B01 for your first sample collection; B02 for 8 weeks, B03 for 16 weeks and B04 for 24 weeks.

Saliva Specimens – S followed by the specimen number. S01 to S13. Please start with S01 for the saliva collection at the first collection and continue on with the next number for each subsequent collection. **If you MISS a collection, please skip that number.** Please see the label instructions included with your label for additional information.



Baseline blood and saliva added.

Test Results

Once the assay results are available (~10 days after specimen drop-off), they will be uploaded here – please log into this URL to see your results.

Remember, this is a research study. It is important to follow Public Health and Sinai Health Occupational Health and Safety recommendations regarding SARS-CoV2 infection prevention.

<https://shawl-home.lunenfeld.ca/>

